

CBS

Colegio Bautista Shalom



English

Fifth grade

Cuarto Bimestre

INDEX

WEEK I

The transport

WEEK II

Let 's travel

WEEK III

Ordinal numbers

WEEK IV

Who is the first place?


WEEK V

The vegetables

WEEK VI


The recipe

Worksheets



LET 'S GO TO TRAVEL

LESSON I




Hello.

I plan to go to Puerto Quetzal.

I am going to go to by train.

It's OK Where do you go?



What's up?

How can you go there?

by train. I prefer go to Puerto quetzal
By bus.


I go to San Marcos next week.

Activity # 1

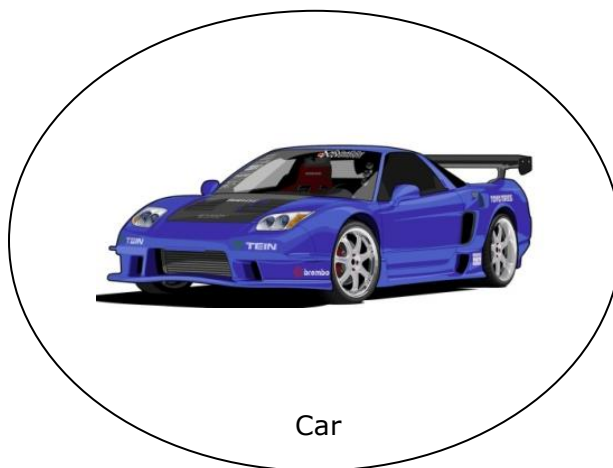
Make a circle around the transports.



BUS - CAR



Bus



Car

I am going to go to the school by bus.

My sister and my mother going to go to the supermarket by car.

My family and I are going to go to xela by car my aunt and my cousin prefers travel by bus.

Activity #1

Let's sing this song.

**1. The wheels on the bus
Go round and round
Round and round
Round and round.
The wheels on the bus
Go round and round
All around the town.**



**2. The people on the bus
Go up and down
Up and down
Up and down.
The people on the bus
Go up and down
All around the town.**

**3. The children on the bus
Go "Whee! Whee Whee!
Whee! Whee" Whee!
Whee! Whee" Whee!"
The children on the bus
Go "Whee! Whee Whee!
All around the town.**

**4. The monkeys on the bus
Go "Ooo! Ooo! Ooo!
Ooo! Ooo! Ooo!
Ooo! Ooo! Ooo!"
The monkeys on the bus
Go "Ooo! Ooo! Ooo!
All around the town.**

Activity #2

Imagine that this car is magic Think and write which places can you can visit with it during one day.

First _____.

Then _____.

After _____.

Finally _____.




Activity #3

Draw your magic car.



SHIP – PLANE

LESSON III



Ship



Plane

Activity# 1

I live in Petén. Sometimes my father travels.
to Guatemala by plane.
In Petén we have an airport.
On vacations I like to travel by ship Flores' Lake.



1. Where does he lives? _____.
2. How is the father travel to Guatemala? _____.
3. Where is he go on vacation? _____.
4. How is he travel? _____.

Activity #2

Make ship and plane with paper and write names of touristic places from Petén.



Activity # 3

Read the following paragraph about the Titanic.

At 11:40 PM on 14 April 1912, during *Titanic's* maiden voyage, she hit an iceberg in the Atlantic Ocean. The iceberg broke the *Titanic's* hull (bottom) letting water into the ship. The *Titanic* sank two hours and forty minutes later at 2:20 AM on 15 April.

As she sank, the *Titanic* split in two. It killed around 1,500 people. Only around 705 people survived. It was one of the worst shipwrecks that was not during a war.

One reason why so many people died was because the ship did not have enough lifeboats. Women and children were allowed on the lifeboats first, and passengers who sailed in first class (which meant that they paid for better rooms on the ship) were allowed on before other passengers. Not many lifeboats had been provided, because the *Titanic* was said to be unsinkable. People in working class and lower classes did not have much of a chance of getting out safely, but the higher class women and children would have gone out on the first few lifeboats.

Another reason so few people survived was that the radio was off on the SS Californian, the ship closest to the *Titanic*, and the crew did The last survivor of the *Titanic* disaster to die was a lady named Millvina Dean. She was the youngest passenger on board, as she was then a baby of only nine weeks old. She died in Ashhurst, Hampshire, England on 21 May 2009 aged 97 not hear about the accident.

Evaluation: Comment about the paragraph.

BICYCLE - MOTORCYCLE

LESSON IV



The girl
Is on the bicycle
She is going
To go to the park.



The police officer
Is on the motorcycle
He is going to go
To the police station.

Do other examples , change the name and the personal pronoun.

Activity #1

Fill in the blanks with the correct words and draw.

The _____

The _____

Is on the _____


Is on the _____

He/she is _____

He/she is _____

To go to the _____

to go to the _____



Activity #2

Listen and write .

My uncle and I are _____ to _____ to the supermarket by _____



Eggs. My brother _____ to go the _____ by _____ I can't use the _____.



Activity #3

Order the words.

1. The motorcycle the hospital doctor goes by to _____.


2. Park brother bicycle the goes my too by _____.

TRUCK – TRAIN

LESSON V



Truck



Train

Activity #1

Read the next again and draw.

My mother and I to go to the farm to visit my grandfather
my mother is going to go by train but
I prefer to go with my uncle tom his truck.

Activity #2


Answer the question about the text.

Who is going to go the farm?

The boy and _____

Where are they going to go? _____

How the mother going to go? _____



How does the boy prefer to go? _____

How the Toms Uncle is going to go to the farm? _____

Activity # 3

Create a truck. Write what transport and write 5 things about it.



ORDINAL NUMBERS

LESSON VII

1st. first

6th. sixth

11th. eleventh

2nd. second

7th. seventh

12th. twelfth

3rd. third

8th. eighth

20th. twentieth

4th. Fourth

9th. ninth

21st. twenty first

5th. Fifth

10th. tenth

Activity #1

Write in word the corresponding ordinal numbers

11th _____ 1st _____ 22nd _____ 7th _____

Activity #3

Write the number that is missing.



ORDINALS NUMBERS

LESSON VII



Activity #1

Read the text and copy in your notebook the text and change the word that are underline.

I see the competition Guatemala won the tenth place, United States third place, England second place and Italy the first place.

Activity #2

Draw your competition and write the places .

Activity #1


Answer the questions.

When is Christmas eve? _____

When is new year's day? _____

VEGETABLES

Lesson XV



Tomato



Carrot



Lettuce



Potato

Radish



Cucumber



Onion



Broccoli



Lemon



Avocado

Do you like?
The vegetables

Yes I like my favorite
is potatoe



What's your favorite vegetable?

Do you like the onion?

Do you like the broccoli?



My favorite vegetable is the radish

No I don't like

Yes I like.

Activity #1

Copy the conversation in your notebook and change the words that are underline.

Activity #2

Look the vegetables and complete the sentence.

I don't like



_____.

He doesn't like



_____.

We don't like




_____.

You don't like  _____.

It doesn't like  _____.

THE VEGETABLES

LESSON X



Today I need five tomatoes 5 carrots to prepare a delicious salad for three persons.

Does he want carrot?

No, he doesn't

He wants a lettuce

Do you like the potatoes?

How your mother prepare them?

How do you say it in English?

Oh thank you I like the lettuce too.

Do they want radish?

Yes they do

Yes I like.

My mother prepares them fries.

You have to say French fries.




Activity #1

Fill the blanks .

I went to the supermarket and bought.

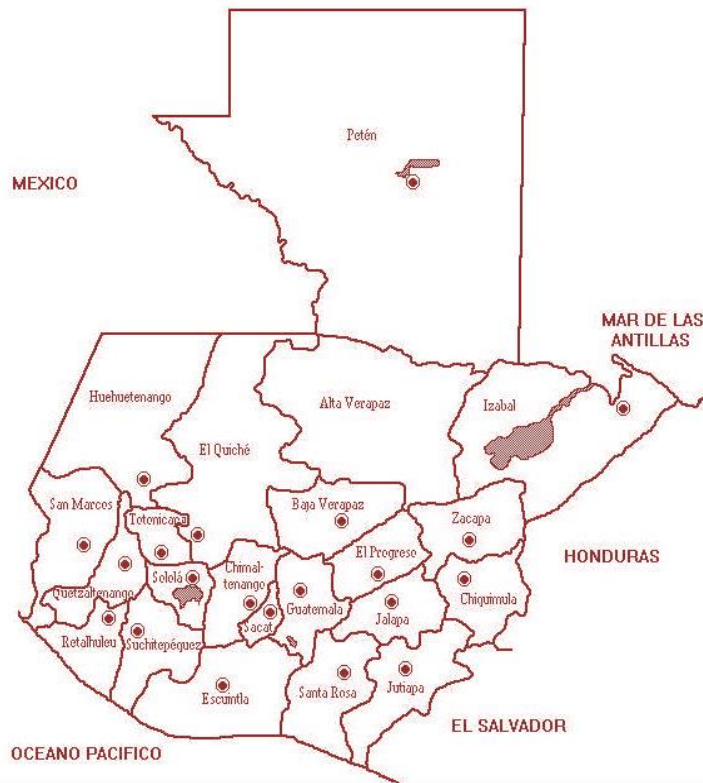
WORKSHEET

Instructions: Investigate about the transport and write on the correct place land, air and water,
(Investiga sobre otros transportes y escribe en el Lugar correcto, tierra, aire y agua.

Land 	Air 	Water 

WORKSHEET

Instructions: Make a trip for this family to Guatemala write the transport and the place that they are going to travel.



WORKSHEET

Instructions: Follow the instructions to complete the recipe. (Lee las instrucciones de la siguiente receta para completarla, dibuja una olla ,corta y pega los ingredientes dentro de ella.

First cut a potato paste inside the pot.

Then cut a carrot and paste.

Net cut onion and paste.

Now the tomato .

Finally add water, salt and condiments.



BIBLIOGRAFÍA

es.123rf.com
tomatosverdes.blogspot.com
es.funchoices.com
www.dibujosparapintar.com
www.freebievectors.com
www.witlab.es
www.imagenesy dibujosparaimprimir.com
Inglés para niños.Wikispace.com
Tx.english-ch.com
Colorearyaprender.com
<http://www.speakenglish.co.uk/>
<http://tx.english-ch.com/>

<http://esl.about.com/>
comeqtepilllo.blogspot.com
exploranuncajamas.blogspot.com -
teaching together-cambridgeenglish.blogspot.com

www.steelgrillrestaurant.com

www.freepik.es
wikihow.com

taringa.net
cuentosparachicos.com

wikisaber.es

Worksheets.com
Imágenes y frases.com
bitstrips.com
Bordes y marcos escolares
Vectorizados.com
aprenentasermaestra.blogspot.com
Galería de dibujos
Imagui.com
Imágenes y dibujos para imprimir
Dibujos y dibujos.com