

CBS

Colegio Bautista Shalom



English

Fifth grade

Unit Two

INDEX

Week 1

I am a Spy.

Week 2

Describe your Family

Week 3

The Numbers

Week 4

Lets sing with the tables

Week 5

When were you born

Week 6

What did you say?

Week 7

Did you have a good weekend?

Week 8

Pairs Conversation

Worksheets



I AM A SPY

WEEK 1 LESSON 1

Warm up: Look the action and guess.



Wh- questions	To ask for	Example
What	An object	What is this?
Where	A place	Where do you go?
Who	A person	Who is that woman?
When	Time	When is your birthday?
Why	An explain	Why are you happy?
How	Someone's state or the way something is done.	How do you feel?

Example:

Hi Paul
What concert?

When?
Where?

Oh Why?



Hello Steve. I have two tickets to a concert.
To funky
Next week.
At the Mateo Flores Stadium.
Do you want come with me?

Because you are my best friend.

Activity # 1

Instructions: Read the conversation and practice.

Activity # 2


Instructions: Draw a some worker person from your school an answer the questions.

Who is she / He? _____.

What does she/ He do? _____.

How does she / He feel? _____.

Where does she/ He work? _____.



Activity # 3

Instructions: Read and draw something for this words.

WHAT





WHERE

WHO

WHEN

WHY

HOW



Evaluation: Compare with the class your pictures.

Homework: write in short pieces of paper your name, your birthday, your age, the picture from your favorite actor.

PRACTICE MY KNOWLEDGES

LESSON 2

Warm up: Sing when I am happy.

EXAMPLES:

How do you feel today?

I feel sad, tired and hungry.

Why?

Because today is Friday.



Activity # 1

Instructions: interview one member of your family.

What's your name? _____.

How old are you? _____.

When is your birthday? _____.

Who is your favorite actor? _____.

Why? _____.

Where do you live? _____.

Activity # 2

Instructions: Read the following questions and write the correct wh question how corresponding.

1. _____ is your favorite singer?
2. _____ is it?
3. _____ is the school?
4. _____ are you today?
5. _____ are you tired?



Evaluation: Check the grammar and pronunciation.

DESCRIBE YOUR FAMILY

WEEK 2

LESSON 3

Warm up: Sing The song I love my family.

Grammar: The simple Present tense.

AFFIRMATIVE STATEMENTS

We live in Rio.

I have two brothers and one sister.

Rebecca studies in The USA.

Luis writes books.

Joseph bakes cakes in a bakery.

And I practice soccer in a famous team in Rio.

My dad works in a school.

My mother works in a bank.



Pronoun	Verb	Complement
I	study	At 6:00 am.
You	work	In the morning.
They	walk	In the park.
We	read	A book.

Rules: In the simple present tense, the verb in 3rd person singular has
 an S. Gets Eats Takes

Add – "es" when the verb end in (s, o, sh, ch, X or z.)

Goes

Watches

Brushes

Verbs that en in "y" preceded by a consonant remove the "y" and add

Ies.

Studies

Cries

Tries

If a vowel precedes the final y just add "s"

Activity 1

Instructions: In your notebook write the information from your family according to the following format.

PRONOUN OR NAME	VERB	COMPLEMENT

Activity 2

Instructions: Add the correct word that corresponds.

Ben ____ (work) in a hospital?.

Matthew never ____ (wath) television.

They always ____ (eat) dinner at 7 o'clock.

Valerie ____ (study) English at university.

Samantha ____ (play) tennies twice at week.

Homework: Solve the worksheet.

ASK ABOUT FAMILY MEMBERS

LESSON 4

Warm up: Following the leader.

Conversation:

A: So what does your sister do?


B: She is a graphic designer.

A: Where she works?

B: She works at Panorama Designs.

A: That's great! How about your brother.

B: He doesn't have a job right now. He's a student.



GRAMMAR:

The simple present tense: Information question.

What does your brother do? He works in a bank.

What do your parents do? They're artist.

Where do your parents live? They live with me.

When do you see your cousins? We visit them every summer.

Where does your sister study? She studies at the San Carlos's University.

Activity 1

Instructions: Read the following text and answer the questions.

In the park

The Jones family like to visit the park. The sun is shine, and the birds sings on the tree. Mr. Jones is the Dad, he reads a newspaper, Mrs. Jones is the mom, She listens to the radio, Sally and Patty Jones are the daughters They studies and Tommy Jones is the son He plays the guitar. The Jones Family visit the park every Sunday, and they are in the park.

1. Who is the father? _____.
2. What does he do? _____.
3. What does the mom do? _____.
4. Where are they? _____.
5. When do they visit the park? _____.
6. Who is Tommy Jones? _____.
7. What does he do? _____.
8. How do they feel? _____.
9. Why does the birds sing? _____.
10. What does Sally do? _____.

Activity 2

Instructions: Fill with some information about your family.



DAD

What does he do?

Where does he work?

When do you talk with Him?



MOM

What does she do?

Where does she work?

When do you help her?



GRANDPA

What does he do?

Where does he live?

When do you see him?



GRANDMA

What does she do?

Where does she cook?

When does she visit You?

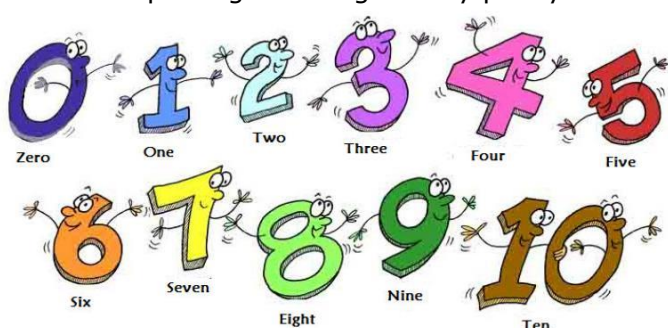
Evaluation: Check the exercise.

THE NUMBERS

WEEK 3

LESSON 5

Warm up: Sing the song hockey pokey.



Tips: After number 12, all number end in teen.
Numbers: and 15 work the same way,
but have a little change. Three becomes
Third and five becomes fif.

Examples:

I buy eighteen candies.
I'm ten years old.
I have two sisters.

The building has fifteen floors.
My cat is twelve years old.
I eat six tortillas.

Activity 1

Instructions: Let's count the Classmates.

Activity 2

Instructions: Let's sing the song the little Indians.



One little Indian

Two little Indian

Three little Indian

Four little Indian



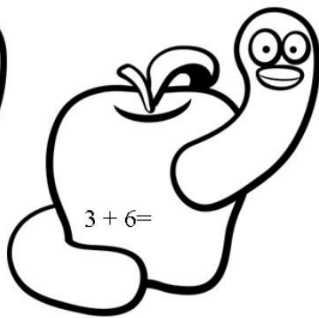



Five, six, seven, eight, nine, ten

Everybody is counting//

Activity 3

Instructions: Solve the following addition, write your answer in letters.



Homework: Make a flashcards with your cell phone number spell it.

TEMPERATURES

LESSON 6

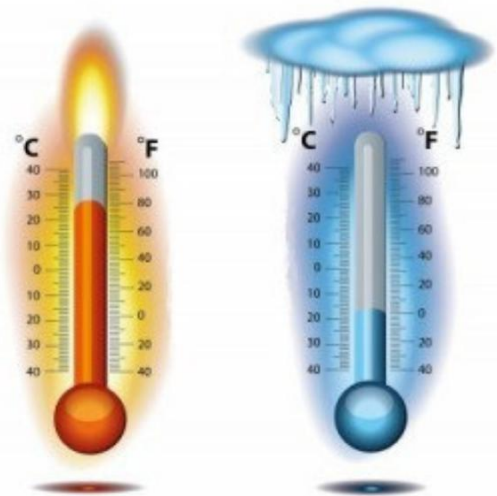
Warm up: Spell your cell number to three classmates.

Tips: Numbers 20, 30, 40, 50, 60, 70, 80, 90 inty.

Example: Three+ty= Thirty.

Four+ty= Forty

Six+ty=Sixty



Activity # 1

Instructions: Practice the numbers 10 by 10.

Activity 2 Pair Work

Instructions: Look at the information and answer the questions.

TEMPERATURES AROUND THE WORLD FOR MAY 1

city	Temperatures		City	Temperatures	
	F	C		F	C
Buenos Aires	82	28	Sao Paulo	89	32
Moscow	12	- 11	Sydney	85	29
Paris	46	8	Taipei	64	18
Quebec City	3	- 16	Tokyo	43	6
	60	15	Vancouver	41	5

1. What is the temperature in Taipei? _____.
2. What is the temperature in Buenos Aires? _____.
3. What is the temperature in Paris? _____.
4. What is the temperature in Sydney? _____.
5. What is the temperature in Vancouver? _____.

Evaluation: Compare the information.



LET'S SING WITH THE TABLES

Week 4

Lesson 7

Warm up: Sing the song the little Indians.

Activity 1

Instructions: By lines prepare a melody to the table and take turn to sing.



ITEMS	Excellent	Good	Be Better
Pronunciation			
Participation			
Group work			
Creativity			
Follow instructions			

Evaluation: Check the activity.

Homework: Bring for the next class material to make flashcards.

Art day

LESSON 8

Warm up: Write numbers in a minute.

Activity 1

Instructions: In pairs make a flashcard from some temperature choose a City, the temperature and show it to the classmates.

ITEMS	YES	NO
Grammar		
Structure		
Pair work		
Main idea		

Co-evaluation

Paste the flashcards in your notebook.



WHEN WERE YOU BORN?

Week 5


LESSON 9

Warm up: Play Hangman.

Affirmative		Negative		Question
I/ He / She / It	was	I / He / She / it	wasn't	Was I / He / She / It ...?
You / We / They	were	You / We / They	weren't	Were you / We / They

There are two forms of the past tense for be: was and were
Was **is** the past tense of am and is. Were **is** the past tense of are.
Wasn't= **was not** weren't = **were not**
Expressions: **Last night, yesterday, Last month, last week, yesterday afternoon. Last weekend.**

Examples: Famous American born in other countries.



Albert Einstein
(1879 – 1955)
Scientist
Born in Germany
Published the Theory of Relativity in 1915.



I.M. Pei
(1917)
Architect
Born in China
Built the Louvre Pyramid,
Paris; Bank of China in Hong Kong



Erick Barrondo
(1991)
Marcher
Won many races.
Born in Guatemala

Activity 1

Instructions: Read the conversation.

A: Were you born in the USA?

B: No I wasn't. I born in México.

A: I was seventeen when I came.

B: Then, When were you born?

A: I was born on January 25th. And you, where were you born?

B: I was born in Los Angeles California.

A: And When were you born?

B: I was born on December 31st.



Activity 2

Instructions: Answer with the information from the famous people.

When was born Albert Einstein? _____.

Where was born? _____.

When was born I. M. Pei? _____.

Where was born? _____.

When was born Erick Barrondo? _____.

Where was born? _____.

Evaluation: Play hot potato and answer the question.

Homework: Bring a photo from yourself and tell us: When were you born?

What Happened with the people?

LESSON 10

Warm up: Guess who is the character.

I / He / She / It	was	I / He / She / it wasn't	Was I / He / She / It ...?
You / We / They	were	You / We / They weren't	Were you / We / They

Expressions: Last night, yesterday, Last month, last week, yesterday afternoon, last weekend.



Examples: He was in a Bank.

She was bored yesterday.

They were friends

Activity 1

Instructions: Write the correct verb to in past.

I _____ very happy yesterday.

She _____ sick last week.

They _____ at the park last week.

We _____ late for the school.

Activity #3

Instructions: Translate the following text in your notebook.

I was born on January 30th. My parents were in the pool when I was born. I was a cute baby, my parents were very happy. I was a healthy baby. My mom was with me in the house. My dad was busy in the office. They were for me all time.

Homework: Write the story of how you were born in your notebook.

What did you say?

WEEK 6

Lesson 11

Warm up: First I was white, then I was green. When I was golden, ouch, poor me.

Negative

I / He / She / it wasn't

You / We / They weren't

Examples:

I was not tired this morning.

You weren't crazy.

He wasn't married.

She was not famous.

It was not hot yesterday.



Activity # 1

Instructions: Answer the questions.

1. Were you in your house yesterday morning? _____.
2. Were you sad last weekend? _____.
3. Were you tired yesterday night? _____.
4. Were you at the restaurant last Monday? _____.
5. Were you angry with your brother yesterday? _____.

Activity # 2

Instructions: Go with 1 member of your family and answer the same questions.

WHAT DID YOU DO YESTERDAY?

LESSON 12

Warm up: Play the mirror.

Affirmative	Negative	Question
I / You / We / They Slept He / She / It	I/ you/We/They didn't sleep. He / She/ It	Did I/ you / We / They sleep? He / she / it
Common irregular verbs: Begin-began Break-broke drink-drank go-went see-saw read-read	drive-drove have-had sleep-slept buy-bought Eat- ate make-made	speak-spoke come-came find-found meet-met take-took do-did
Common regular verbs: Play-played Jump-jumped Watch -watched Wash-washed	talk-talked dance-danced cook-cooked start-started	give-gave write-wrote run-ran write-wrote swim-swam say-said
	try-tried cry-cried help-helped work-worked	want-wanted paint-painted walk-walked clean-cleaned

Examples:

George drove a car.

Lucia found Q. 100.00.

Mario swam in the pool.

My family played at the beach last week.

Jessie wanted a present.

Activity # 1

Instructions: Look at the pictures and write sentences in past.



1.



2.



3.



4.



5.

1. _____.

2. _____.






3. _____.

4. _____.

5. _____.

Activity 2

Instructions: Draw 5 things that you did yesterday afternoon and write the verb in past.



Homework: Watch your favorite program and give us your report about they did.

DID YOU HAVE A GOOD WEEKEND?

WEEK 7

Lesson 13

Warm up: Listen The riddle and guess.

Average free time on the weekend: 19 hours and 40 minutes.

How the adults spend their free time.



Watching TV.

5 hours and 19 minutes



Talking to friends 1

hour 40 minutes.



Reading

53 minutes



Making or fixing things

43 minutes



Shopping

43 minutes



Taking a walk

34 minutes




Doing other things

9 hours and 48 minutes



Activity 1

Instructions: Write how much time do you spend on these activities.



Activity 2

Instructions: Paste and copy the conversation in your notebook and change the verbs in past.

Joseph: Hi! Jessie. Did you have a good weekend?

Jessie: Yes I did. But I feel tired today.

Joseph: Really? Why ?

Jessie Well on Saturday I cleaned the house and played Tennis then on Sunday I hiked in the country.

Joseph: And I bet your studied , too.

Jessie: On Sunday evening. What about you?

Joseph: Well I didn't clean the house and I didn't study. I stayed in bed and watched TV.

Jessie: That's sound like fun, but did you exercise?

Joseph: sort of. I played golf on my computer.

Evaluation: Comment the conversation.

THINGS YOU DID AND THINGS YOU DIDN'T

Lesson 14

Warm up: put in order sentences.



I did my homework.

I watched TV.

I took a shower.



I didn't cook

I didn't clean my house.

I didn't help to my mom.

Activity 1

Instructions: Write things you did and didn't. Last weekend.

Things I did last weekend	Things I didn't last weekend

Activity 2

Instructions: Compare with your classmates your list.

Activity 3

Instructions: Prepare your conversation with your partner from the next class.

Evaluation: Check the conversations.

Homework: Oral presentation in pairs.

Conversation in pairs

WEEK 8

Lesson 15 -16

Warm up: Give instructions.

Items	Points
Pronunciation 5pts.	
Grammar 5pts.	
Pair work 2pts.	
Main idea 2pts.	
Responsibility 1pts.	



WORKSHEET

Week 1

Date: _____.

Score: 5 points.

Instructions: Look at the picture and answer the questions.



What things do you see? _____.

Where are they? _____.

Who are at the beach? _____.

How do they feel? _____.

Why they are there? _____.


Worksheet

Week 2

Date: _____.

Score: 5 points.

Instructions: Talk about your favorite movie. Paste something about the movie.



What is your favorite movie? _____

Where are the characters during the movie? _____

_____.

How do they character feel? _____.

When do you watch it? _____.

Why is your favorite movie? _____




Worksheet

Week 3

Date: _____.

Instructions: Make a report about your family remember use the present Simple.

Score: 5 points.



Worksheet

Week 4

Date: _____.

Instructions: Listen to your teacher and color the correct numbers.

Score: 5 points.

1	2	3	4	5	6	7	8	9	10
11	12	13	14	15	16	17	18	19	20
21	22	23	24	25	26	27	28	29	30
31	32	33	34	35	36	37	38	39	40
41	42	43	44	45	46	47	48	49	50
51	52	53	54	55	56	57	58	59	60
61	62	63	64	65	66	67	68	69	70
71	72	73	74	75	76	77	78	79	80
81	82	83	84	85	86	87	88	89	90
91	92	93	94	95	96	97	98	99	100

Worksheet

Week 5

Date: _____.

Instructions: Paste a picture from a famous person and Write When was she/ he born and some important information about him or he.

Score: 5 points.



Worksheet

Week 6

Date: _____.

Instructions: Listen and fill in the blanks the regular and the irregular verbs in past.



Jack and his mother lived in a little house. They didn't have any money. One day Jack's mother said, "Jack, take our cow and sell her. We need money to buy food." Jack took the cow. He went down the road. On the way to down, Jack met a man who said, "If you give me your cow, I'll give you these magic beans." Jack gave the man the cow. Jack took the beans to his mother. She was very angry. "Now we have no food and no money! What will we do?" she threw the beans out the window. Jack went to bed very sad and very hungry. When Jack woke up there was a giant bean plant outside the window. It went all the way up to the sky. Jack was so excited that he climbed the bean plant into the clouds. At the top of the bean plant there was a very big house. Jack went into the house. He saw a big giant sitting at a table with a lot of money. The giant woke up! Jack ran out of the house. He climbed down the bean plant. The giant followed him. "Fee, fie, foe, fun! Run away Jack here I come!" When Jack goes to the bottom of the bean plant, he cut it down and that was the end of the giant. Now Jack and his mother had money for food. Jack's mother was very happy.

BIBLIOGRAFÍA

es.123rf.com
tomatosverdes.blogspot.com
es.funchoices.com
www.dibujosparapintar.com
www.freebievectors.com
www.witlab.es
www.imagenesy dibujosparaimprimir.com
Inglés para niños.Wikispace.com
Tx.english-ch.com
Colorearyaprender.com
http://www.speakenglish.co.uk/
http://tx.english-ch.com/
http://esl.about.com/
comeqtepillito.blogspot.com
exploranuncajamas.blogspot.com -
teaching together-cambridgeenglish.blogspot.com
www.steelgrillrestaurant.com
www.freepik.es
wikihow.com
taringa.net
cuentosparachicos.com
wikisaber.es
Worksheets.com
Imagenes y frases.com
bitstrips.com
Bordes y marcos escolares
Vectorizados.com
aprenentasermaestra.blogspot.com
Galería de dibujos
Imagui.com
Imágenes y dibujos para imprimir
Dibujos y dibujos.com